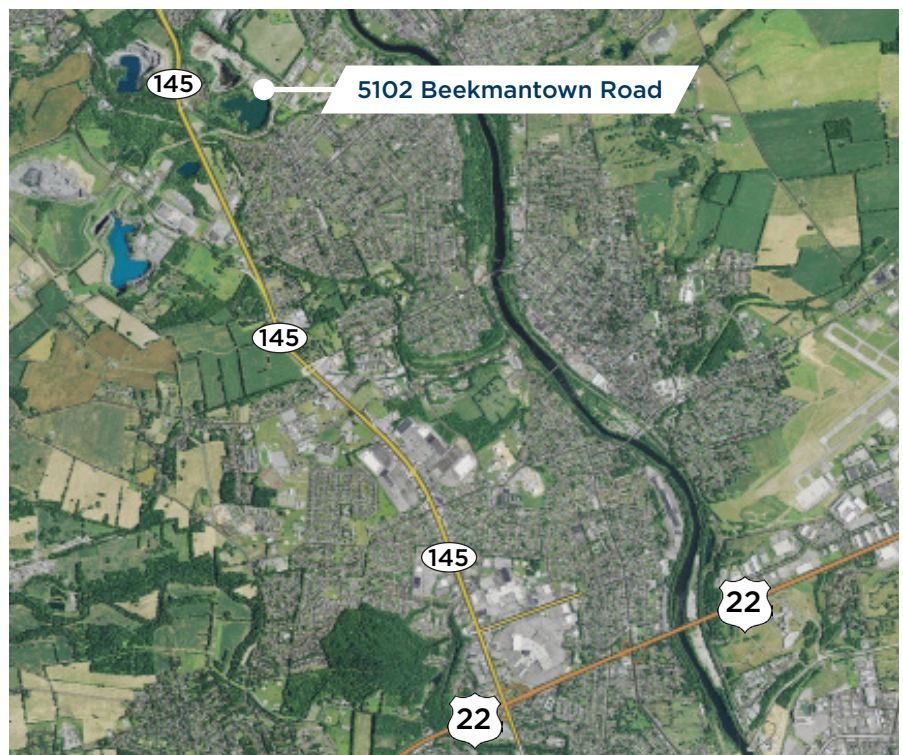


**23,125 SF AVAILABLE**



## Property Highlights

- 14.63 Acre Lot
- 23,125 SF Building
- 3,800 SF Office Existing
- Tailgate Loading
- Oversized Drive-in Doors
- Built in 1992
- Whitehall Township, PA
- Zoned OS-2 (Limited Industrial)



**Gerard J. Blinebury, Jr.**  
Executive Director  
+1 717 231 7291  
gerry.blinebury@cushwake.com

**Jonas L. Skovdal**  
Associate  
+1 610 772 2005  
jonas.skovdal@cushwake.com

**Cushman & Wakefield of Pennsylvania, Inc.**  
1650 Market Street, 33rd Floor  
Philadelphia, PA 19103  
cushmanwakefield.com



AVAILABLE FOR SALE OR LEASE

# 5102 Beekmantown Road

Whitehall, PA

## Location Overview

5102 Beekmantown Road is located in the core of the Lehigh Valley with easy access off of PA Route 145 (MacArthur Road). A short drive to New York City and Central Pennsylvania, this location is a prime location for commuters outside of the valley. 5102 Beekmantown Road is minutes from the Lehigh Valley International Airport, the Lehigh Valley Mall and Whitehall Mall. Providing great access as well as an abundant offering of shopping, dining, and lodging locations.

## Public Transportation



5102 Beekmantown Road has access to LANta Route 325 at stop 33 and 41 which provide bus transportation directly from the Lehigh Valley Mall & Whitehall Mall, in addition to other connecting routes that allow for transportation all around the Lehigh Valley.



**Gerard J. Blinebury, Jr.**  
Executive Director  
+1 717 231 7291  
gerry.blinebury@cushwake.com

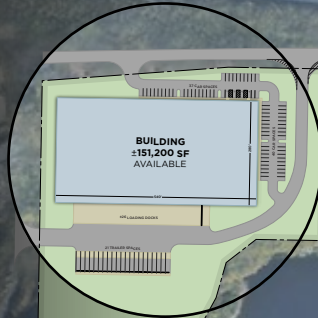
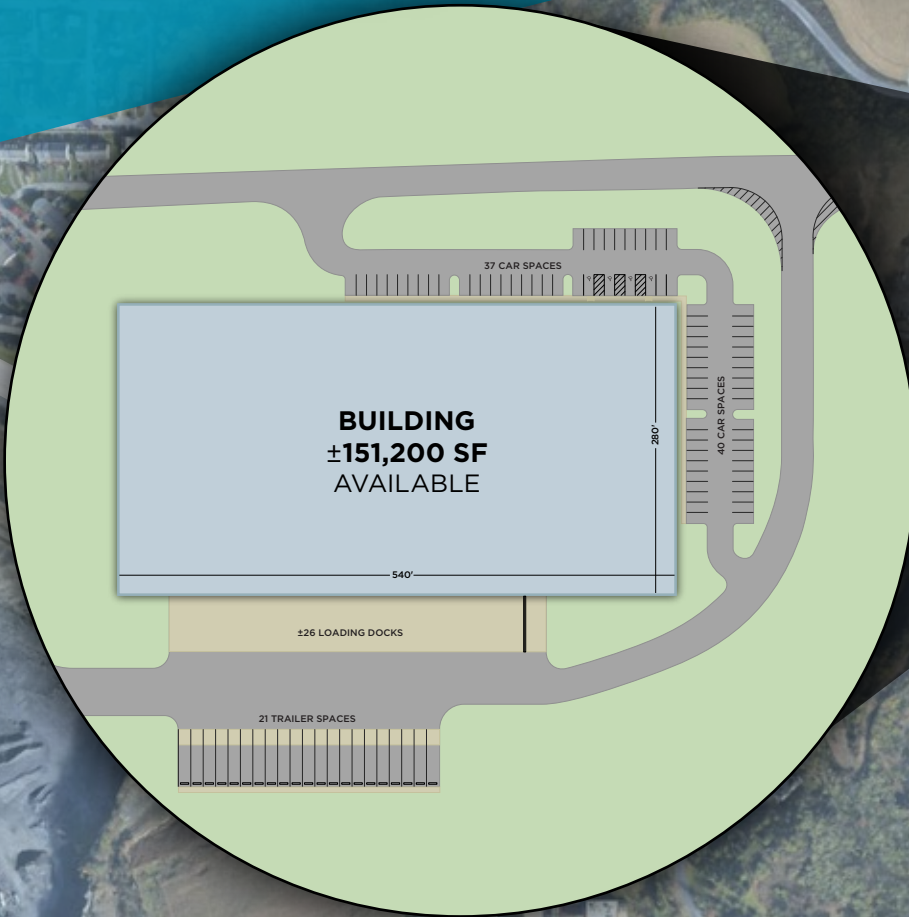
**Jonas L. Skovdal**  
Associate  
+1 610 772 2005  
jonas.skovdal@cushwake.com

**Cushman & Wakefield of Pennsylvania, Inc.**  
1650 Market Street, 33rd Floor  
Philadelphia, PA 19103  
cushmanwakefield.com

# 5102

BEEKMANTOWN RD

WHITEHALL, PA



145

CHESTNUT ST

W COPLAY RD

145

22

**± 151,200 SF**  
AVAILABLE

Gerard J. Blinebury, Jr.  
Executive Vice Chair  
+1 717 231 7291  
gerry.blinebury@cushwake.com

Hunter Kessell  
Senior Associate  
+1 610 589 0639  
hunter.kessell@cushwake.com

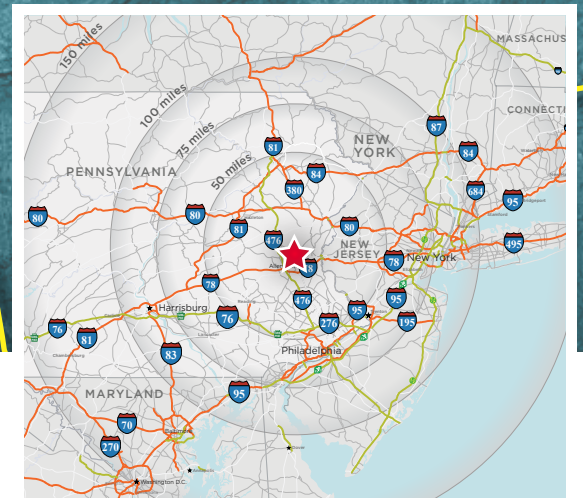


# 5102

BEEKMANTOWN RD  
WHITEHALL, PA



To Route 22: 4.2 miles  
 To Interstate 78: 10.5 miles  
 To New Jersey: 21 miles  
 To Philadelphia: 65 miles  
 To New York City: 95 miles



# SPECS

Building Size	±151,200 SF
Dimensions	540' x 280'
Car Parking	77 Spaces
Trailer Spaces	21 Spaces
Fire Protection	ESFR
Lighting	Energy-efficient LED

## LOCATION OVERVIEW

5102 Beekmantown Rd is located in the core of the Lehigh Valley with easy access off of PA Route 145 (MacArthur Rd). A short drive to New York City and Central Pennsylvania, this location is a prime location for users servicing the northeast region.

**Gerard J. Blinebury, Jr.**  
 Executive Vice Chair  
 +1 717 231 7291  
 gerry.blinebury@cushwake.com

**Hunter Kessell**  
 Senior Associate  
 +1 610 589 0639  
 hunter.kessell@cushwake.com

